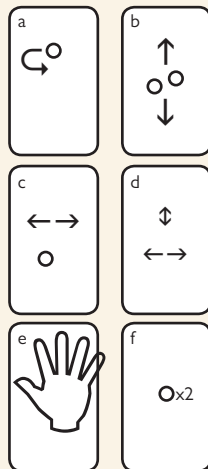


Using Gestures with TalkBack on Android Devices

With TalkBack and Explore by Touch turned on, from the Accessibility menu, under Settings, Android 4.1 (Jelly Bean) and later have gestures that make navigation easier.

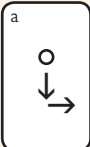
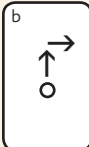

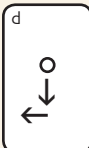

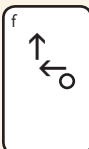
Action	Gesture
explore the screen, read item	drag one finger around ^a
scroll lists and pages	two finger swipe up/down ^b
change pages or screens	two finger swipe right/left ^c
move to next/previous item	one finger swipe u/d/r/l ^d
halt TalkBack speech*	hover hand over screen ^e
activate current item	one finger double tap ^f

*This gesture only works on Android phones.



Using Gestures with Android 4.1 and later (Jelly Bean)

These gestures provide additional options for navigating the device's other features or content. These gestures work only when Explore by Touch is turned on.

Action	Gesture		
open global context menu	swipe one finger down and right ^a		
open local context menu	swipe one finger up and right ^b		
home button	swipe one finger up and left ^c		
back button	swipe one finger down and left ^d		
open notifications	swipe one finger right and down ^e		
recent apps	swipe one finger left and up ^f		